



# CORPORATE BROCHURE

Transforming critical spaces  
without compromise

Live-site refurbishments for  
buildings that never sleep.







# Your world never stops. Neither do we.

Building sites have been part of our lives for as long as we can remember.

Being raised in that environment, where time is tight, safety is critical and operations must keep moving, gave us something that can't be taught: an instinctive understanding of how spaces function under pressure.

That understanding shapes everything we do. We recognise the weight you carry.

The board expects results. Operations must continue. Budgets are fixed. Timelines are non-negotiable.

Additionally, the decisions surrounding the environments you manage—hospitals, schools, correctional facilities, and airports—each have real-world consequences.

We also know what your stakeholders need to hear: that their infrastructure is in safe hands. That the work will be completed without disruption. That deadlines will be met. That quality won't be compromised.

This is what we're built for, what we deliver and is what sets us apart.





# A track record of consistently delivering on our promise

**When you're responsible for vital infrastructure, promises alone don't suffice. You need proof.**

At PROTEK, we specialise in live-site refurbishments—transforming complex, high-traffic spaces without disrupting the people who rely on them. From hospital corridors to airport terminals, classrooms to secure facilities, we've built our reputation on delivering precision upgrades in environments that can't afford to stop.

Over the past two decades, we've completed hundreds of projects where timing, safety and continuity were non-negotiable. Each site presents its own challenges, but the goal is always the same: to deliver quality outcomes with zero operational disruption.

The numbers tell the story of consistent performance. But it's the trust we've earned from organisations that defines who we are.

## The clients who trust us with their most critical spaces:

Our clients choose us for live-site refurbishments because we understand some spaces simply can't stop operating. It's not about being the biggest—it's about being the most reliable.



# 2025 Highlights

The numbers that matter:

## 200

Over 200 sites successfully delivered

## 50 +

Government facilities transformed

## 25+

Years of continuous operation

## 50 +

Full-time employees committed to excellence

Our credentials and alliances demonstrate our commitment:







STEP 1



STEP 2



STEP 3



STEP 4



STEP 5

# Step 1: Secure your Operations

## Ensure safety and containment before work begins


Safety and containment come first. Always. We create a complete barrier between our work and your operations. When dealing with critical infrastructure, such as hospitals, correctional facilities, airports and schools, there is no room for compromise

## Understanding your environment:

Before we install a single barrier, we map your facility's operational flow. We identify peak traffic times, critical pathways, emergency routes and sensitive areas that require special protection.

## What this looks like:

- » **Physical barriers:** Install hoarding, plastic sheeting, or dust-proof partitions to isolate the work area completely. Your operations continue uninterrupted while we work behind secure containment.
- » **Safe pathway:** We redesign the traffic flow to ensure a safer environment. Clearly defined corridors for workers and operational staff ensure no one gets in anyone's way. Every pathway is assessed for its width, lighting, and compliance with emergency access requirements.



- » **Protect what matters:** Use negative air pressure, filters, or temporary walls to contain dust and debris. Whether it's a hospital ward, prison cell block, or airport terminal, we protect what matters most to your operations.
- » **Clear signage and wayfinding:** Professional directional signage that integrates with your existing wayfinding system.
- » **Power and lighting solutions:** Independent electrical systems ensure your operations never lose power or lighting. We install additional sources where needed, with backup systems for critical areas.

We know what your stakeholders want to hear: that safety comes first, operations continue without interruption, and the project is under control from day one.



STEP 1



STEP 2



STEP 3



STEP 4



STEP 5

# Step 2: Deliver without Disruption


## Get equipment and materials on-site without disrupting operations

Moving equipment and materials into an operating facility requires precision timing and careful planning. Everything arrives when it should, goes where it needs to go, and stays out of everyone's way. This is where our experience with live sites makes all the difference.

## How we do it:

- » **Schedule off-peak deliveries:** Bring in materials early morning, late evening, or in designated windows when your facility operates at lower capacity. We work around your schedule, not ours.
- » **Move equipment safely:** Use trolleys, lifts, or modular storage to transport without blocking hallways or disrupting the flow of people who keep your facility running.
- » **Store materials securely:** Keep materials in a locked area or temporary storage unit to avoid obstruction and maintain the professional appearance your stakeholders expect.

The goal is simple: get everything on-site and staged without anyone noticing. Your operations continue normally while we prepare to work. We understand that critical sites can't stop, and our delivery process reflects that reality.







STEP 1



STEP 2



STEP 3




STEP 4



STEP 5

## Step 3: Work with Precision



### Do the job right, quietly, efficiently

This is where experience matters most. Every task is done with the understanding that operations around us can't stop. No drama, no disruption, just precise work. We don't offer faster or cheaper outcomes, but we provide exceptional precision.

#### What we do:

- » **Strip out & prep:** Remove old flooring, walls, or fixtures while keeping debris contained. Clean, controlled demolition that respects your operating environment.
- » **Install new materials:** Lay flooring, replace fittings, or modify structures with minimal noise and vibration. Quality installation that meets the standards your facility demands.

- » **Manage dust & debris:** Use appropriate dust extractors and wet-cutting methods to maintain air quality and cleanliness throughout the process.
- » **Work in phases:** Complete one section at a time to allow operations to continue everywhere else. Strategic sequencing that minimises impact on your daily operations.

Our team has developed specific techniques for working in and around hospitals, schools, airports and prisons. Every process is designed to deliver quality results without affecting the people and operations around us. We know how buildings can be transformed without compromising operations, having done it hundreds of times before.



STEP 1



STEP 2



STEP 3



STEP 4



STEP 5

## Step 4: Clean with Care



### Leaving no trace behind

We make it our mission to ensure the area is safe and usable immediately by resetting the space for use. Every shift, you've kept things moving. Every decision you've made with care. And now, as the dust settles, the result is clear: a clean, safe, operational environment that feels like nothing ever stopped. This moment is about restoration and trust.

#### What this step looks like:

- » Daily cleanup: Sweep, vacuum, and wipe down surfaces at the end of each shift. We leave each work area cleaner than we found it, every single day.
- » Waste disposal: Remove debris in sealed bags or bins without disrupting operations. Clean, professional waste management that maintains your facility's standards.
- » Final deep clean: Mop floors, sanitise touchpoints, and remove protective barriers. Complete restoration that meets the hygiene and safety standards your facility requires.
- » Air quality check: Ventilate or filter the air to remove dust and odours, ensuring the space is immediately ready for operational use.

This is about demonstrating to your stakeholders that you've chosen a builder who understands the critical nature of your facility and treats it with appropriate respect.







STEP 1



STEP 2



STEP 3



STEP 4



STEP 5

# Step 5: Handover with Confidence

## Return the space, ready for use

Our final step is a full-circle moment. We inspect, test, adjust, and hand over a finished space that meets every standard—yours and ours. We don't walk away until it's right.

### What this looks like:

- » Final walkthrough: Inspect the work, confirm completion, and address final details with you present. Nothing is considered complete until you're satisfied.
- » Test functionality: Ensure lighting, power, and fixtures are operational and meet your facility's requirements.
- » Hand over documentation: Provide manuals, warranties, and maintenance guidelines. Complete documentation that supports your ongoing facility management.
- » Immediate fixes: Adjust doors, trim, or finishes to meet client expectations before we leave. No callbacks for minor issues.

## You faced the pressure. You made the call. You led the transformation.

Now, you return with results that speak for themselves — a critical space upgraded without interruption, delivered exactly as promised.

Your board sees it, your team feels it and you're recognised as the leader who delivered under pressure.

You walk away not just with a space that's restored, but with a facility that runs better, and a board that sees you as the person who made it happen. Behind the scenes, we guided every step. Quietly, precisely — with a process built to protect your reputation as much as your facility. We don't walk away when it matters most.

When the work is done, you're the one who stands tall, with a space that runs better, a team that never missed a beat, and stakeholders who know they chose the right person for the job.

You faced the pressure.  
You made the call.  
You led the transformation.



# Your concerns, our answers

Three things keep facility managers awake at night. Here's what we do about each one:

## Reliability

Our track record of repeat business demonstrates our commitment to building lasting partnerships. When we make a commitment, we follow through. Our values—safety, quality, reliability, teamwork—aren't marketing words. They're how we operate every day. You're getting a partner who understands that our reputation depends on your success.

## On-time and on-budget delivery

Our process leaves nothing to chance. When we quote a project, you know exactly how long it will take and what it will cost. Others might promise faster or cheaper, but we deliver what we say we'll deliver. We analyse first, plan properly and then execute precisely. No surprises.

## Site safety

Safety is step one in our process and part of every decision we make. When lives depend on operations continuing safely, we don't take chances. Our ISO 45001 certification backs up our commitment. Everyone goes home safely—your people and ours.

# Transforming spaces and elevating operations

When your facility needs upgrading but can't stop operating, you need specialists who understand what's at stake. We've spent over 20 years perfecting live-site refurbishments because that's all we do.

The spaces you manage are more than buildings—they're where life happens. Patients recover, students learn, travellers connect, and communities function. When it's time to transform these critical environments, the last thing you need is stress about whether operations will continue smoothly.

That's where we come in. We've built our entire business around one simple idea: exceptional refurbishments shouldn't disrupt exceptional operations. Your deadlines are met, your stakeholders are confident, and your facility gets the upgrade it deserves.

Contact us to discuss how  
our process can work for  
your project.



